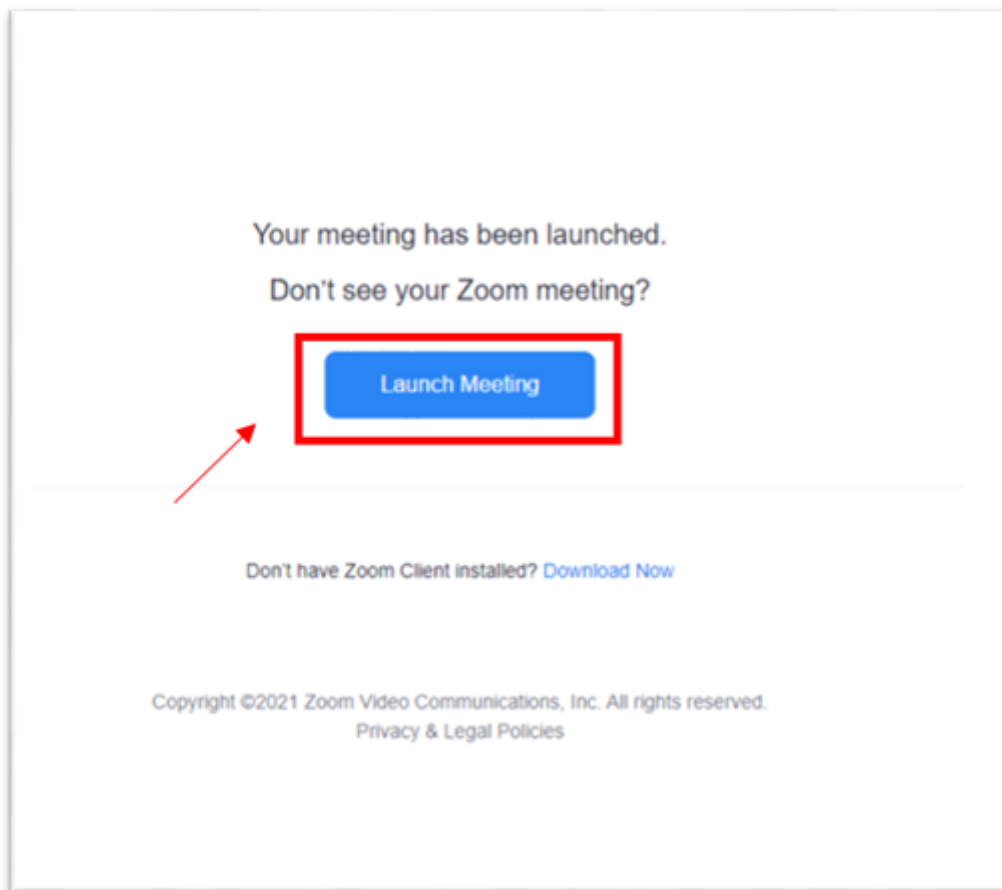


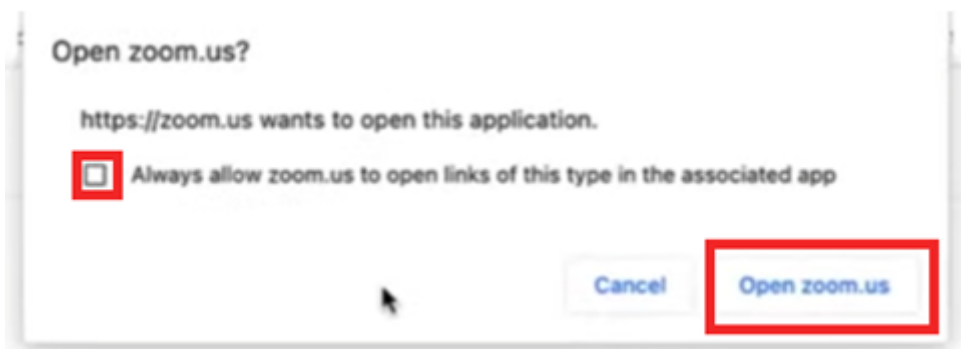
Zoom UHU: Problems to access as invited participant to a Zoom meeting?

If you are having any trouble accessing Zoom UHU, please follow these instructions.

1. When you tap on the Zoom invitation link, you may find this popup window. Tap on the **Launch Meeting** button.

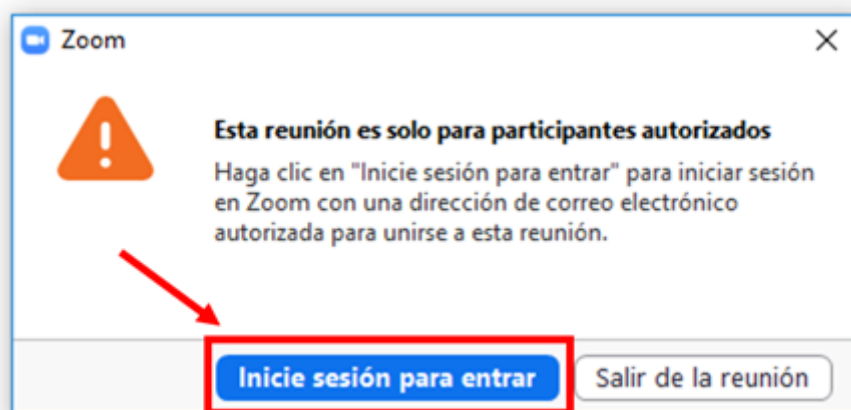


2. Then, check **Always allow zoom.us to open links of this type in the associated app** and click on "**Abrir Zoom Meeting**" (open zoom meeting).



*If you have not used Zoom yet, you will be prompted to follow a few simple steps to download it.

3. The following message will appear. Click on **Inicie sesión para entrar** to log in since, in the University of Huelva, you need to have signed up before.



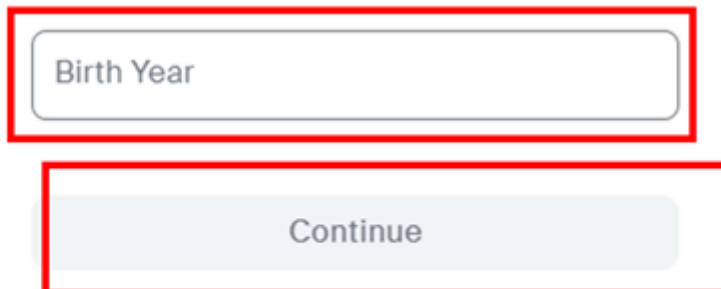
4. Now log in with the **Facebook** or **Google** account or tap on **sign up free (regístrese gratuitamente)** to create a free Zoom account.



5. Confirm your birth year and tap **Continue**

Verify Your Age

Please confirm your birth year. This data will not be stored.

A form for verifying age. It consists of a text input field labeled "Birth Year" and a "Continue" button below it. Both the input field and the button are highlighted with a red rectangular border.

6. Now, enter your email address and tap on **Sign up**.

Let's Get Started

A text input field with the placeholder text "Email Address".A light blue button with the text "Continue".

By proceeding, I agree to [Zoom's Privacy Statement](#) and [Terms of Service](#).

☐ I would like to receive communications about products, offerings, and industry trends from Zoom. I understand that I can unsubscribe at any time.

7. Check your mailbox, sometimes you may find this confirmation email in your Spambox, enter the verification code and tap on **Verify**.

Check Your Email For A Code

Please enter the verification code sent to your email address [XXXXXX@XXXXX.com](#)

A verification code input field consisting of six square boxes. The first box contains a vertical line, and the second box contains a vertical line. Below the boxes is a timer icon and the text "09:54".A light blue button with the text "Verify".

Can't find the email? Click [here](#) to resend.

8. Enter your First and Last name and a password of your choice and tap on **Continue**

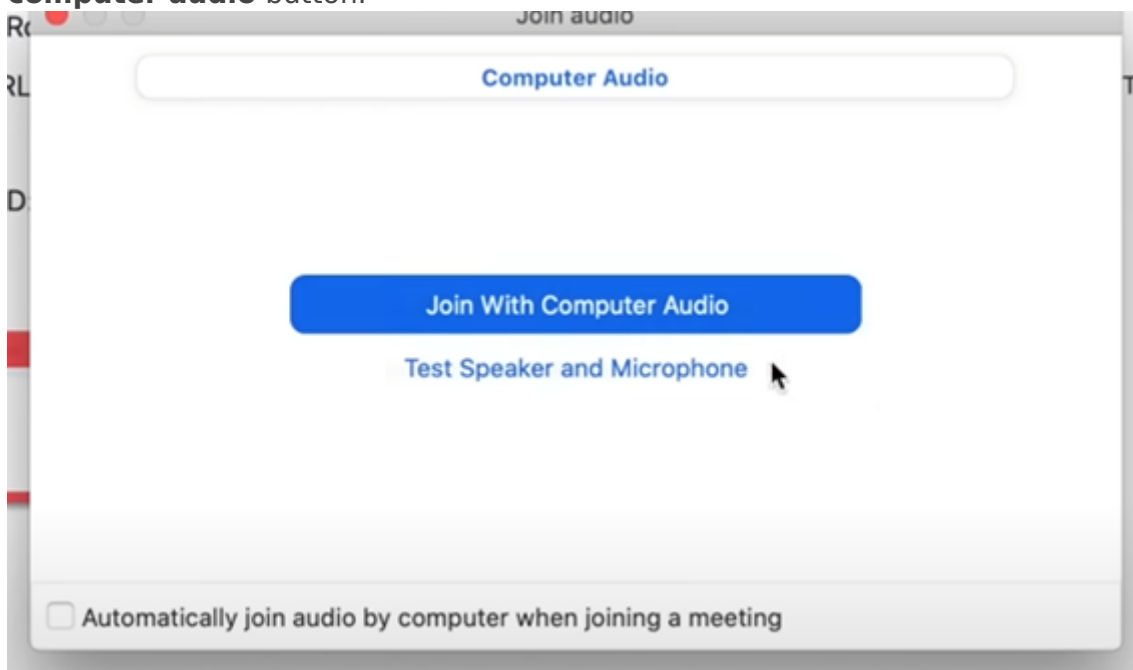
Create Your Account

Enter your full name and password.

☐ **For Educators:** Check here if you are signing up on behalf of a school or other organization that provides educational services to children under the age of 18

Continue

9. Once your account is confirmed, you can join the meeting. Click on the **Join with computer audio** button.



Revisión #2

Creado 18 abril 2023 09:53:47 por Angélica Salas Rodríguez

Actualizado 18 abril 2023 10:07:16 por Angélica Salas Rodríguez